




JT 0034

DATA SHEET



MODEL	DIMENSION (L x W x H)	MATERIAL	COLOR	WEIGHT
JCH 90100	175 x 30 x 365	PC LENS – PPC COVER	 	0.350 KG

MODEL	DIMENSION (L x W x H)	MATERIAL	COLOR	WEIGHT
JCH 90102	175 x 30 x 365	PC LENS – PPC COVER	 	0.350 KG

MODEL	DIMENSION (L x W x H)	MATERIAL	COLOR	WEIGHT
JCH 90104	85 x 170 x 250	PC LENS – PPC COVER	 	0.2 KG

MODEL	DIMENSION (L x W x H)	MATERIAL	COLOR	WEIGHT
JCH 90106	85 x 170 x 250	PC LENS – PPC COVER	 	0.2 KG

- Solar powered battery and LED flashing.
- Long life battery, cost and energy saving efficient warning.
- Long life LED, efficient warning.
- Effective light emitting with 162mm diameter lens.
- Frequent light LED with 90 F/min or 120F/min.
- Premium quality lens surfaces and covers.
- Easy to attach other products (cone, barrier, post barrier).
- Wide range of use on road, working area, building area and all hazardous area.
- Heat resistance between -10° + 60°C.

APPLICATION: Can be attached on traffic cone direct.

FEATURES: Bi-directional warning – 6 LEDs enhanced warning during day/night time with reflective sheet/ side sheet.

On/off switch.